

VALVOLE A SFERA
BALL VALVES
VALVULAS DE BOLA

4544



Valvole a sfera

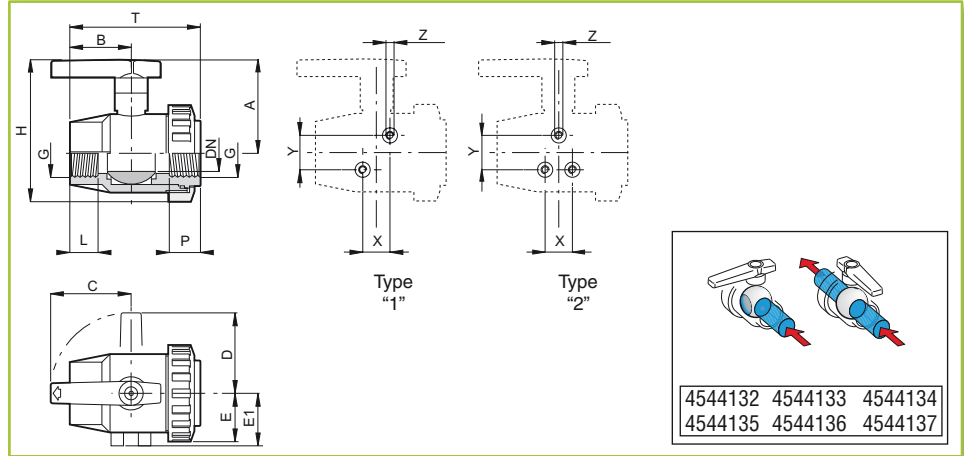
- Leva rialzata per montaggio a pannello
- Attacchi femmina filettati GAS cilindrico
- Corpo e sfera in polipropilene rinforzato con fibra di vetro
- Guarnizioni in EPDM o a richiesta in Viton®

Ball valves

- handle with extended height; suitable for operation-panel
- BSP female threads
- Body and ball in fibreglass-reinforced polypropylene
- Standard gaskets in EPDM; under request in Viton®

Válvulas de bola

- Manilla prolongada para panel de manejo
- Conexiones hembra con rosca GAS cilíndrica
- Cuerpo y bola de polipropileno reforzado con fibra de vidrio
- Juntas standard de EPDM y de Viton bajo demanda



COD.	G (BSP)	DN (mm)	PN (bar)	A (mm)	B (mm)	C (mm)	D (mm)	E (mm)	E1 (mm)	H (mm)	L (mm)	P (mm)	T (mm)	Type	X (mm)	Y (mm)	Z
454 4132	G 1/2	19	16	81.5	42	42	42	29	---	111	20	19	86.5	---	---	---	---
454 4133	G 3/4	19	16	81.5	42	42	42	29	---	111	21	23	86.5	---	---	---	---
454 4134	G 1	24	16	86	44	63	63	33.5	---	120	22.5	27	99	---	---	---	---
454 4135	G 1 1/4	33	10	96.5	50.5	80	80	40	43	137	25	29.5	108.5	1	20	25	M8
454 4136	G 1 1/2	40	10	102	61	80	80	48	50.5	150	28	31	128.5	2	27	34	M8
454 4137	G 2	49	10	136	73	130	130	55	50	191	35	40	148.5	2	43	78	M8

Tappi segnaletici colorati (opzionali)
Indication coloured plug (optional)
Tapas coloradas de indicación (opc.)

G1/2 - G3/4 - G1 G1 1/4 - G1 1/2	G2
454 2233.055	454 2237.055
454 2233.056	454 2237.056
454 2233.057	454 2237.057
454 2233.058	454 2237.058

Valvole a sfera 3 vie normale o a flusso continuo (H)

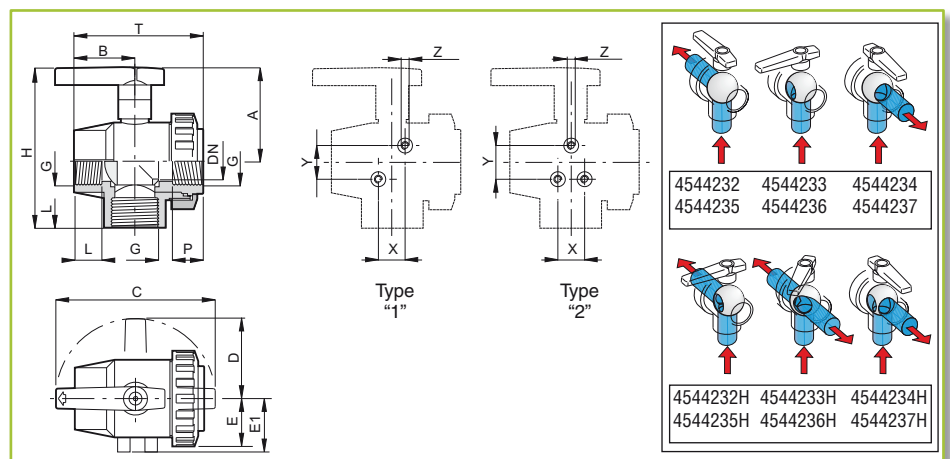
- Leva rialzata per montaggio a pannello
- Attacchi femmina filettati GAS cilindrico
- Corpo e sfera in polipropilene rinforzato con fibra di vetro
- Guarnizioni in EPDM o a richiesta in Viton®

Normal or continuous flow 3-way ball valves (H)

- handle with extended height; suitable for operation-panel
- BSP female threads
- Body and ball in fibreglass-reinforced polypropylene
- Standard gaskets in EPDM; under request in Viton®

Válvulas de bola de 3 vías normal o de flujo continuo (H)

- Manilla prolongada para panel de manejo
- conexiones hembra con rosca GAS cilíndrica
- cuerpo y bola de polipropileno reforzado con fibra de vidrio
- Juntas standard de EPDM y de Viton® bajo demanda



COD.	G (BSP)	DN (mm)	PN (bar)	A (mm)	B (mm)	C (mm)	D (mm)	E (mm)	E1 (mm)	H (mm)	L (mm)	P (mm)	T (mm)	Type	X (mm)	Y (mm)	Z
454 4232	G 1/2	19	16	81.5	42	84	42	29	---	125	20	19	86.5	---	---	---	---
454 4232H	G 1/2	19	16	81.5	42	84	42	29	---	125	20	19	86.5	---	---	---	---
454 4233	G 3/4	19	16	81.5	42	84	42	29	---	125	21	23	86.5	---	---	---	---
454 4233H	G 3/4	19	16	81.5	42	84	42	29	---	125	21	23	86.5	---	---	---	---
454 4234	G 1	24	16	86	44	126	63	33.5	---	133	22.5	27	99	---	---	---	---
454 4234H	G 1	24	16	86	44	126	63	33.5	---	133	22.5	27	99	---	---	---	---
454 4235	G 1 1/4	33	10	96.5	50.5	160	80	40	43	150	25	29.5	108.5	1	20	25	M8
454 4235H	G 1 1/4	33	10	96.5	50.5	160	80	40	43	150	25	29.5	108.5	1	20	25	M8
454 4236	G 1 1/2	40	10	102	61	160	80	48	50.5	168	28	31	128.5	2	27	34	M8
454 4236H	G 1 1/2	40	10	102	61	160	80	48	50.5	168	28	31	128.5	2	27	34	M8
454 4237	G 2	49	10	136	73	260	130	55	50	216	35	40	148.5	2	43	78	M8
454 4237H	G 2	49	10	136	73	260	130	55	50	216	35	40	148.5	2	43	78	M8

Tappi segnaletici colorati (opzionali)
Indication coloured plug (optional)
Tapas coloradas de indicación (opc.)

G1/2 - G3/4 - G1 G1 1/4 - G1 1/2	G2
454 2233.055	454 2237.055
454 2233.056	454 2237.056
454 2233.057	454 2237.057
454 2233.058	454 2237.058

Valvole a sfera

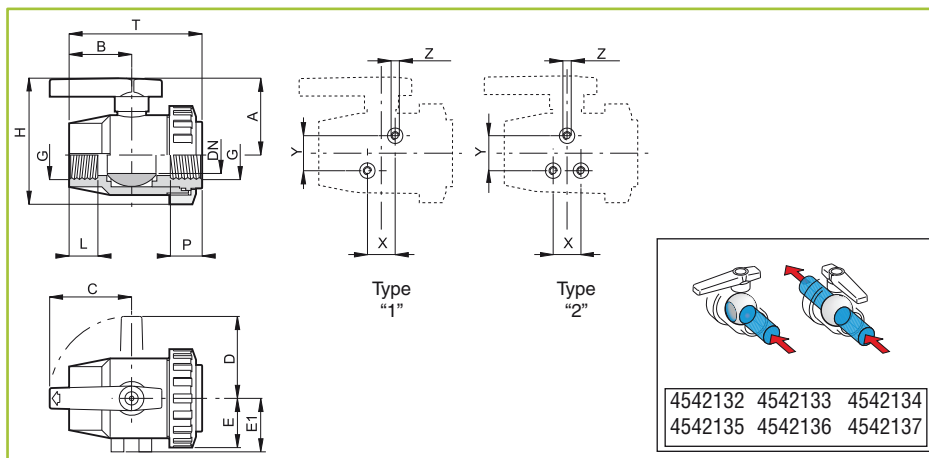
- Attacchi femmina filettati GAS cilindrico
- Corpo e sfera in polipropilene rinforzato con fibra di vetro
- Guarnizioni in EPDM o a richiesta in Viton®

Ball valves

- BSP female threads
- Body and ball in fibreglass-reinforced polypropylene
- Standard gaskets in EPDM; under request in Viton®

Válvulas de bola

- Conexiones hembra con rosca GAS cilíndrica
- Cuerpo y bola de polipropileno reforzado con fibra de vidrio
- Juntas standard de EPDM y de Viton a solicitud



COD.	G (BSP)	DN (mm)	PN (bar)	A (mm)	B (mm)	C (mm)	D (mm)	E (mm)	E1 (mm)	H (mm)	L (mm)	P (mm)	T (mm)	Type	X (mm)	Y (mm)	Z
454 2132	G 1/2	19	16	56	42	42	42	29	---	85	20	19	86.5	---	---	---	---
454 2133	G 3/4	19	16	56	42	42	42	29	---	85	21	23	86.5	---	---	---	---
454 2134	G 1	24	16	62	44	63	63	33.5	---	95.5	22.5	27	99	---	---	---	---
454 2135	G 1 1/4	33	10	72	50.5	80	80	40	43	112	25	29.5	108.5	1	20	25	M8
454 2136	G 1 1/2	40	10	77	61	80	80	48	50.5	125	28	31	128.5	2	27	34	M8
454 2137	G 2	49	10	106	73	130	130	55	50	161	35	40	148.5	2	43	78	M8

Tappe segnaletici colorati (opzionali)
Indication coloured plug (optional)
Tapas coloradas de indicacion (opc.)

G1/2 - G3/4 - G1 G1 1/4 - G1 1/2	G2
454 2233.055	454 2237.055
454 2233.056	454 2237.056
454 2233.057	454 2237.057
454 2233.058	454 2237.058

Valvole a sfera 3 vie normale o a flusso continuo (H)

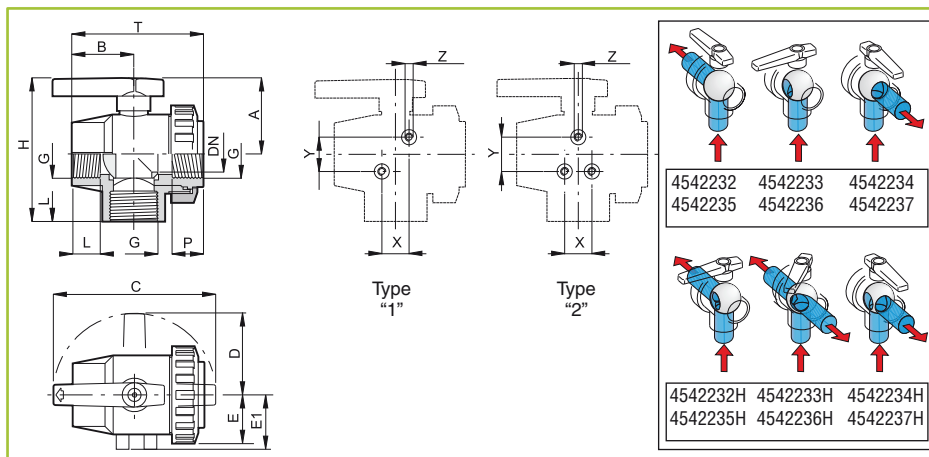
- Attacchi femmina filettati GAS cilindrico
- Corpo e sfera in polipropilene rinforzato con fibra di vetro
- Guarnizioni in EPDM o a richiesta in Viton®

Normal or continuous flow 3-way ball valves (H)

- BSP female threads
- Body and ball in fibreglass-reinforced polypropylene
- Standard gaskets in EPDM; under request in Viton®

Válvulas de bola de 3 vías normal o de flujo continuo (H)

- conexiones hembra con rosca GAS cilíndrica
- Cuerpo y bola de polipropileno reforzado con fibra de vidrio
- Juntas standard de EPDM y de Viton® bajo demanda



COD.	G (BSP)	DN (mm)	PN (bar)	A (mm)	B (mm)	C (mm)	D (mm)	E (mm)	E1 (mm)	H (mm)	L (mm)	P (mm)	T (mm)	Type	X (mm)	Y (mm)	Z
454 2232 454 2232H	G 1/2	19	16	56	42	84	42	29	---	99.5	20	19	86.5	---	---	---	---
454 2233 454 2233H	G 3/4	19	16	56	42	84	42	29	---	99.5	21	23	86.5	---	---	---	---
454 2234 454 2234H	G 1	24	16	66	44	126	63	33.5	---	109	22.5	27	99	---	---	---	---
454 2235 454 2235H	G 1 1/4	33	10	72	50.5	160	80	40	43	125.5	25	29.5	108.5	1	20	25	M8
454 2236 454 2236H	G 1 1/2	40	10	77	61	160	80	48	50.5	143.5	28	31	128.5	2	27	34	M8
454 2237 454 2237H	G 2	49	10	106	73	260	130	55	50	186	35	40	148.5	2	43	78	M8

Tappe segnaletici colorati (opzionali)
Indication coloured plug (optional)
Tapas coloradas de indicacion (opc.)

G1/2 - G3/4 - G1 G1 1/4 - G1 1/2	G2
454 2233.055	454 2237.055
454 2233.056	454 2237.056
454 2233.057	454 2237.057
454 2233.058	454 2237.058